

Global Equity Quarterly

Q2 2022

Moving into a new regime with structurally higher inflation

August 2022

By the Global Equity Team

Global equity investment philosophy

Our philosophy is centred on the search for “Future Quality” in a company. Future Quality companies are those that we believe will attain and sustain high returns on investment. ESG considerations are integral to Future Quality investing as good companies make for good investment. The four pillars we use to assess the Future Quality characteristics of an investment are:

Franchise – does the company have a sustainable competitive advantage?

Management – does the company make sound strategic and capital allocation decisions?

Balance Sheet – is growth appropriately financed?

Valuation – are the company’s prospects under-appreciated by the market?

We believe that investing in Future Quality companies will lead to outperformance over the full market cycle. Our strategy is based on fundamental, bottom-up research therefore sector and country allocations are a function of stock selection. The Global Equity strategy is a concentrated, high conviction portfolio with a high active share ratio.

Market outlook

We have long observed that central banks have been undertaking a multi-year experiment with their endeavours in money creation via quantitative easing. What has now become clear, in our view, is that the further round of liquidity creation resulting from COVID-19 has tested the experiment to the point of failure. More specifically, the cumulative imbalance between notable growth in financial assets and the limited growth in the availability of commodities, goods and infrastructure in the real economy has been exposed. When demand has rapidly returned post COVID-19, we have had to experience supply chains that are too lean, limited labour availability and energy shortages. The Ukraine war has just magnified some of these underlying issues.

Our belief is that we have moved into a new regime where inflation will be structurally higher despite the anchors of high debt burdens, ageing societies and ongoing technological disruption. Energy markets remain constrained, labour in short supply and fiscal policies remain vulnerable to the demands from voters to alleviate the pressure on real wages, particularly for lower income groups.

Whilst this appears a reasonable thesis to us, it is also fair to observe that this has probably become the general consensus in markets. In addition, rising risk free rates and widening credit spreads are rapidly tightening financial liquidity. Hence, we may be close to the point where a peak in the current inflationary surge is clearly evident, and with weak signals from the real economy, the worst of the impact from the rising cost of capital may be behind us.

However, the growth trajectory will remain challenging, particularly when central banks will be reluctant to return to further rounds of monetary extravagance, even when evidence emerges of business layoffs and an overdue correction in frothy residential property markets. The focus for equity investors will therefore likely shift from the price paid for profits to the confidence that the expected profits are being delivered. Indeed, the pending profit reporting season will likely be a volatile one.

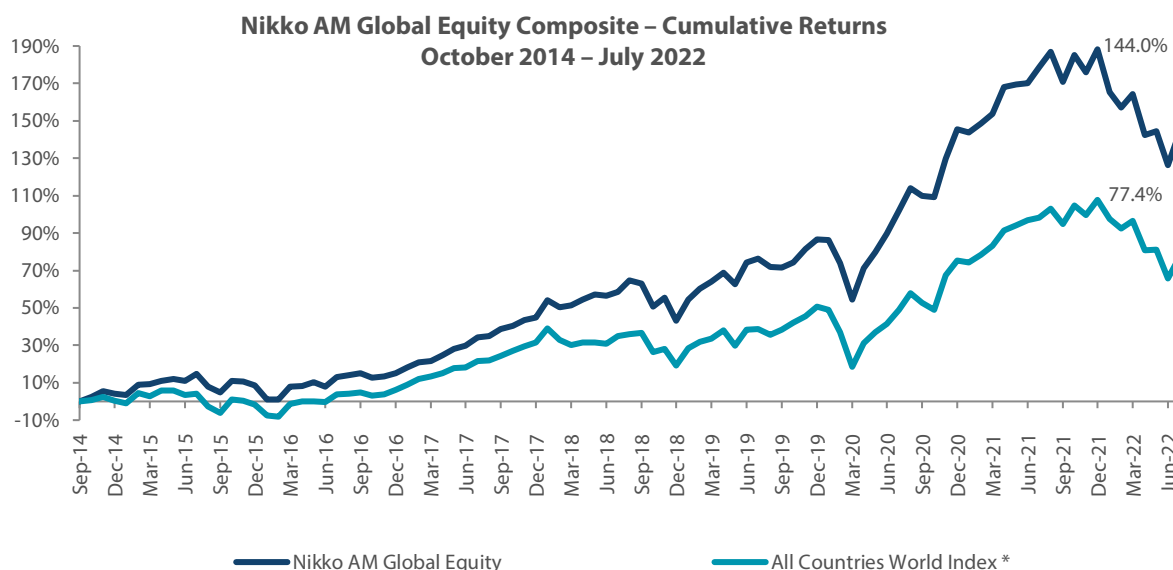
As focused stock pickers, the future profitability of companies is always a priority for us. Overall economies are clearly slowing rapidly, something that most companies will be impacted by. Our belief, however, is that the prior excesses of real economic activity will be in those parts of the economy that have benefitted most from the prior period of extraordinarily low cost of money. COVID-19-related demand beneficiaries are an obvious example, as shares of Peloton and the like will attest. What is less appreciated may be the degree that the financing of new startups in the public and private markets, particularly in technology and disruptive business models, has elevated as the revenue of the enablers of these firms. If we assume capital raising just reverts back to historical norms, revenue declines could be significant for some of the titans in this area.

The advantage of being active stock pickers is that we are not slave to the market weighting of prior winners with potentially bloated levels of profitability and instead can focus on companies more likely to experience positive surprises in revenue and profitability in the coming years. Required future investment in energy transition is one common theme behind several of our more recent stock picks. The current energy crisis has highlighted the clear need for economies to sustain existing fossil fuel production for supply risk reasons, improve energy efficiency and invest more in the fossil fuel alternatives such as renewables and hydrogen. There are a number of companies that are key enablers of this required investment and are able to deliver the superior level of future returns on invested capital that we seek.

Beyond energy transition, the focus is more about seeking companies that can indeed deliver enduring growth and profitability. As highlighted earlier, profit shares are under pressure from rising raw material costs, labour inflation, growing utility costs and finally increasing interest costs. Passing on these costs to customers whilst also maintaining volumes will be a key question asked by investors in the coming reporting season. Many consumer facing businesses now have demand challenges, even before price hikes are being considered and hence are vulnerable to margin pressures, particularly if inventory overhang is evident. Healthcare companies, on the other hand, typically have less cyclicality in demand and in many cases have been indiscriminately derated in the reappraisal of higher growth companies over the last 12 months. We keep finding more Future Quality picks here where the confidence in growth is higher versus sectors such as Communication Services and Information technology.

In summary, we are encouraged by the shift in which investors are back to investing capital with realistic expectations of future compounding rather than just deploying into the fashionable “pipe dreams” of the day. Whilst we caution against any expectation of a return to the giddy valuation levels experienced during the COVID-19 period, it is encouraging that valuation levels are now more in line with historical norms. The next test, however, will be the shape of future profitability, as the increasing volatility of central bank policies dampens both company and household spending. Our consistent focus on enduring high returns franchises with strong management teams, robust balance sheets and credible starting valuations will hopefully help us find a path through these current profitability challenges.

Global Equity Strategy Composite Performance to July 2022



Nikko AM Gross Annualised Returns (USD) %	1 year	2 years	3 years	5 years	Since Inception
Global Equity Strategy Composite	-12.39	9.96	11.45	12.71	12.06
All Countries World Index*	-10.48	9.19	8.52	7.86	7.59
Excess Return	-1.91	0.77	2.93	4.85	4.47









*The benchmark for this composite is MSCI All Countries World Index ex AU since inception of the composite to 31 March 2016. Inception date for the composite is 01 October 2014. Returns are based on Nikko AM’s (hereafter referred to as the “Firm”) Global Equity Strategy Composite returns. Returns for periods in excess of 1 year are annualised. The Firm claims compliance with the Global Investment Performance Standards (GIPS[®]) and has prepared and presented this report in compliance with the GIPS. GIPS[®] is a registered trademark of CFA Institute. CFA Institute does not endorse or promote this organization, nor does it warrant the accuracy or quality of the content contained herein. Returns are US Dollar based and are calculated gross of advisory and management fees, custodial fees and withholding taxes, but are net of transaction costs and include reinvestment of dividends and interest. Copyright © MSCI Inc. The copyright and intellectual rights to the index displayed above are the sole property of the index provider. Any comparison to a reference index or benchmark may have material inherent limitations and therefore should not be relied upon. To obtain a GIPS Composite Report, please contact GIPS_inquiry@nikkoam.com. Data as of 31 July 2022.

Nikko AM Global Equity: Capability profile and available funds (as at 30 July 2022)

Available strategies	Global ACWI, Global EAFE, Global Developed, Global ex specific country, Sharia, Dividend	
Available vehicles	UCITS-SICAV, Country domiciled mutual funds, unit trusts, investment trusts and segregated accounts	
Key Features of Global ACWI	Current Positioning	Guidelines
Investment Objective	+3% vs MSCI AC World	
No. of holdings	44	40 – 50
Active share	91.6%	90 – 95%
Cash	1.47%	0 – 3%

Target return is an expected level of return based on certain assumptions and/or simulations taking into account the strategy's risk components. There can be no assurance that any stated investment objective, including target return, will be achieved and therefore should not be relied upon. Any comparison to a reference index or benchmark may have material inherent limitations and therefore should not be relied upon. Past performance is not indicative of future performance. This is provided as supplementary information to the performance reports prepared and presented in compliance with the Global Investment Performance Standards (GIPS®). GIPS® is a registered trademark of CFA Institute. Nikko AM Representative Global Equity account. Source: Nikko AM, FactSet.

Nikko AM Global Equity Team

Greig Bryson	Iain Fulton	James Kinghorn	William Low	Johnny Russell	Michael Chen	Ellie Stephenson	Finn Stewart
							
Portfolio Manager	Portfolio Manager	Portfolio Manager	Portfolio Manager	Portfolio Manager	Portfolio Analyst	Portfolio Analyst	Portfolio Analyst

This Edinburgh based team provides solutions for clients seeking global exposure. Their unique approach, a combination of Experience, Future Quality and Execution, means they are continually “joining the dots” across geographies, sectors and companies, to find the opportunities that others simply don’t see.

Experience

Our five portfolio managers have an average of 25 years’ industry experience and have worked together as a Global Equity team for eight years. Two portfolio analysts, Michael Chen and Ellie Stephenson joined in 2019 followed by Finn Stewart in 2022, the first in a new generation of talent on the path to becoming portfolio managers. The team’s deliberate flat structure fosters individual accountability and collective responsibility. It is designed to take advantage of the diversity of backgrounds and areas of specialisation to ensure the team can find the investment opportunities others don’t.

Future Quality

The team’s philosophy is based on the belief that investing in a portfolio of Future Quality companies will lead to outperformance over the long term. They define Future Quality as a business that can attain and sustain high return on investment. We believe that ESG considerations and Future Quality investments are not independent of each other and as such the team evaluate the materiality of ESG factors when assessing the Future Quality potential of each stock.

Execution

Effective execution is essential to fully harness Future Quality ideas in portfolios. We combine a differentiated process with a highly collaborative culture to achieve our goal: high conviction portfolios delivering the best outcome for clients. It is this combination of extensive experience, Future Quality style and effective execution that offers a compelling and differentiated outcome for our clients.

About Nikko Asset Management

With USD 206.1 billion* under management, Nikko Asset Management is one of Asia's largest asset managers, providing high-conviction, active fund management across a range of Equity, Fixed Income and Multi-Asset strategies. In addition, our complementary range of passive strategies covers more than 20 indices and includes some of Asia's largest exchange-traded funds (ETFs).

*Consolidated assets under management and sub-advisory of Nikko Asset Management and its subsidiaries as of 30 June 2022.

Risks

Emerging markets risk - the risk arising from political and institutional factors which make investments in emerging markets less liquid and subject to potential difficulties in dealing, settlement, accounting and custody.

Currency risk - this exists when the strategy invests in assets denominated in a different currency. A devaluation of the asset's currency relative to the currency of the Sub-Fund will lead to a reduction in the value of the strategy.

Operational risk - due to issues such as natural disasters, technical problems and fraud.

Liquidity risk - investments that could have a lower level of liquidity due to (extreme) market conditions or issuer-specific factors and or large redemptions of shareholders. Liquidity risk is the risk that a position in the portfolio cannot be sold, liquidated or closed at limited cost in an adequately short time frame as required to meet liabilities of the Strategy.

Contact us

EMEA – Nikko Asset Management Europe Ltd.

Level 5, City Tower, 40 Basinghall Street, London, EC2V 5DE, U.K.

Phone: +44 (0) 20 7796 9866

Email: EMEAenquiries@nikkoam.com

Americas – Nikko Asset Management Americas, Inc.

605 Third Avenue, 38th Floor, New York, NY 10158, U.S.A.

Phone: +1-212-610-6100

Fax: +1-212-610-6140

Email: USsalesinquiries@nikkoam.com

Important Information: This document is prepared by Nikko Asset Management Co., Ltd. and/or its affiliates (**Nikko AM**) and is for distribution only under such circumstances as may be permitted by applicable laws. This document does not constitute personal investment advice or a personal recommendation and it does not consider in any way the objectives, financial situation or needs of any recipients. All recipients are recommended to consult with their independent tax, financial and legal advisers prior to any investment.

This document is for information purposes only and is not intended to be an offer, or a solicitation of an offer, to buy or sell any investments or participate in any trading strategy. Moreover, the information in this document will not affect Nikko AM's investment strategy in any way. The information and opinions in this document have been derived from or reached from sources believed in good faith to be reliable but have not been independently verified. Nikko AM makes no guarantee, representation or warranty, express or implied, and accepts no responsibility or liability for the accuracy or completeness of this document. No reliance should be placed on any assumptions, forecasts, projections, estimates or prospects contained within this document. This document should not be regarded by recipients as a substitute for the exercise of their own judgment. Opinions stated in this document may change without notice.

In any investment, past performance is neither an indication nor guarantee of future performance and a loss of capital may occur. Estimates of future performance are based on assumptions that may not be realised. Investors should be able to withstand the loss of any principal investment. The mention of individual securities, sectors, regions or countries within this document does not imply a recommendation to buy or sell. Nikko AM accepts no liability whatsoever for any loss or damage of any kind arising out of the use of all or any part of this document, provided that nothing herein excludes or restricts any liability of Nikko AM under applicable regulatory rules or requirements. All information contained in this document is solely for the attention and use of the intended recipients. Any use beyond that intended by Nikko AM is strictly prohibited.

Japan: The information contained in this document pertaining specifically to the investment products is not directed at persons in Japan nor is it intended for distribution to persons in Japan. Registration Number: Director of the Kanto Local Finance Bureau (Financial Instruments firms) No. 368 Member Associations: The Investment Trusts Association, Japan/Japan Investment Advisers Association.

United Kingdom and rest of Europe: This document is communicated by Nikko Asset Management Europe Ltd, which is authorised and regulated in the United Kingdom by the Financial Conduct Authority (the FCA) (FRN 122084). This document constitutes a financial promotion for the purposes of the Financial Services and Markets Act 2000 (as amended) (FSMA) and the rules of the FCA in the United Kingdom, and is directed at professional clients as defined in the FCA Handbook of Rules and Guidance.

United States: This document may not be duplicated, quoted, discussed or otherwise shared without prior consent. Any offering or distribution of a Fund in the United States may only be conducted via a licensed and registered broker-dealer or a duly qualified entity. Nikko Asset Management Americas, Inc. is a United States Registered Investment Adviser.

Singapore: This document is for information to institutional investors as defined in the Securities and Futures Act (Chapter 289), and intermediaries only. Nikko Asset Management Asia Limited (Co. Reg. No. 198202562H) is regulated by the Monetary Authority of Singapore.

Hong Kong: This document is for information to professional investors as defined in the Securities and Futures Ordinance, and intermediaries only. The contents of this document have not been reviewed by the Securities and Futures Commission or any regulatory authority in Hong Kong. Nikko Asset Management Hong Kong Limited is a licensed corporation in Hong Kong.

New Zealand: This document is issued in New Zealand by Nikko Asset Management New Zealand Limited (Company No. 606057, FSP22562). It is for the use of wholesale clients, researchers, licensed financial advisers and their authorised representatives only.

Kingdom of Bahrain: The document has not been approved by the Central Bank of Bahrain which takes no responsibility for its contents. No offer to the public to purchase the Strategy will be made in the Kingdom of Bahrain and this document is intended to be read by the addressee only and must not be passed to, issued to, or shown to the public generally.

Kuwait: This document is not for general circulation to the public in Kuwait. The Strategy has not been licensed for offering in Kuwait by the Kuwaiti Capital Markets Authority or any other relevant Kuwaiti government agency. The offering of the Strategy in Kuwait on the basis a private placement or public offering is, therefore, restricted in accordance with Decree Law No. 7 of 2010 and the bylaws thereto (as amended). No private or public offering of the Strategy is being made in Kuwait, and no agreement relating to the sale of the Strategy will be concluded in Kuwait. No marketing or solicitation or inducement activities are being used to offer or market the Strategy in Kuwait.

Kingdom of Saudi Arabia: This document is communicated by Nikko Asset Management Europe Ltd (Nikko AME), which is authorised and regulated by the Financial Services and Markets Act 2000 (as amended) (FSMA) and the rules of the Financial Conduct Authority (the FCA) in the United Kingdom (the FCA Rules). This document should not be reproduced, redistributed, or sent directly or indirectly to any other party or published in full or in part for any purpose whatsoever without a prior written permission from Nikko AME.

This document does not constitute investment advice or a personal recommendation and does not consider in any way the suitability or appropriateness of the subject matter for the individual circumstances of any recipient. In providing a person with this document, Nikko AME is not treating that person as a client for the purposes of the FCA Rules other than those relating to financial promotion and that person will not therefore benefit from any protections that would be available to such clients.

Nikko AME and its associates and/or its or their officers, directors or employees may have or have had positions or material interests, may at any time make purchases and/or sales as principal or agent, may provide or have provided corporate finance services to issuers or may provide or have provided significant advice or investment services in any investments referred to in this document or in related investments. Relevant confidential information, if any, known within any company in the Nikko AM group or Sumitomo Mitsui Trust Holdings group and not available to Nikko AME because of regulations or internal procedure is not reflected in this document. The investments mentioned in this document may not be eligible for sale in some states or countries, and they may not be suitable for all types of investors.

Oman: The information contained in this document nether constitutes a public offer of securities in the Sultanate of Oman as contemplated by the Commercial companies law of Oman (Royal decree 4/74) or the Capital Markets Law of Oman (Royal Decree80/98), nor does it constitute an offer to sell, or the solicitation of any offer to buy non-Omani securities in the Sultanate of Oman as contemplated by Article 139 of the Executive Regulations to the Capital Market law (issued by Decision No. 1/2009). This document is not intended to lead to the conclusion of any contract of whatsoever nature within the territory of the Sultanate of Oman.

Qatar (excluding QFC): The Strategies are only being offered to a limited number of investors who are willing and able to conduct an independent investigation of the risks involved in an investment in such Strategies. The document does not constitute an offer to the public and should not be reproduced, redistributed, or sent directly or indirectly to any other party or published in full or in part for any purpose whatsoever without a prior written permission from Nikko Asset Management Europe Ltd (Nikko AME). No transaction will be concluded in your jurisdiction and any inquiries regarding the Strategies should be made to Nikko AME.

United Arab Emirates (excluding DIFC): This document and the information contained herein, do not constitute, and is not intended to constitute, a public offer of securities in the United Arab Emirates and accordingly should not be construed as such. The Strategy is only being offered to a limited number of investors in the UAE who are (a) willing and able to conduct an independent investigation of the risks involved in an investment in such Strategy, and (b) upon their specific request.

The Strategy has not been approved by or licensed or registered with the UAE Central Bank, the Securities and Commodities Authority or any other relevant licensing authorities or governmental agencies in the UAE. This document is for the use of the named addressee only and should not be given or shown to any other person (other than employees, agents or consultants in connection with the addressee's consideration thereof). No transaction will be concluded in the UAE and any inquiries regarding the Strategy should be made to Nikko Asset Management Europe Ltd.

Republic of Korea: This document is being provided for general information purposes only, and shall not, and under no circumstances is, to be construed as, an offering of financial investment products or services. Nikko AM is not making any representation with respect to the eligibility of any person to acquire any financial investment product or service. The offering and sale of any financial investment product is subject to the applicable regulations of the Republic of Korea. Any interests in a fund or collective investment scheme shall be sold after such fund is registered under the private placement registration regime in accordance with the applicable regulations of the Republic of Korea, and the offering of such registered fund shall be conducted only through a locally licensed distributor.

MSCI: The MSCI information may only be used for your internal use, may not be reproduced or disseminated in any form and may not be used as a basis for or a component of any financial instruments or products or indices. None of the MSCI information is intended to constitute investment advice or a recommendation to make (or refrain from making) any kind of investment decision and may not be relied on as such. Historical data and analysis should not be taken as an indication or guarantee of any future performance analysis, forecast or prediction. The MSCI information is provided on an "as is" basis and the user of this information assumes the entire risk of any use made of this information. MSCI, each of its affiliates and each other person involved in or related to compiling, computing or creating any MSCI information (collectively, the "MSCI Parties") expressly disclaims all warranties (including, without limitation, any warranties of originality, accuracy, completeness, timeliness, non-infringement, merchantability and fitness for a particular purpose) with respect to this information. Without limiting any of the foregoing, in no event shall any MSCI Party have any liability for any direct, indirect, special, incidental, punitive, consequential (including, without limitation, lost profits) or any other damages. (www.msci.com).